

# DISTRIBUTION SERIES 2

## Single Bus Intelligent DC Load Distribution Panels

ICT DISTRIBUTION SERIES 2 1RU DC load distribution panels allow DC power to be distributed to 12 output channels. Models are available for 12, 24 or 48 volt DC systems. Intelligent and Broadband models include ICT's industry leading TCP/IP Ethernet management software and easy to use graphical user interface. Models are available with remote power control of individual outputs to allow for manual or automatic load shutdown, load shedding, or power cycling over Ethernet.



INTELLIGENT DISTRIBUTION PANELS  
ATO Fuse Models for 12 and 24 volts DC



BROADBAND DISTRIBUTION PANELS  
GMT Fuse Models for POS or NEG 48 volts DC

### Features

- ▶ 5 digital alarm sensor contact inputs for site monitoring and reporting of alarms such as door, water, and smoke detectors
- ▶ SNMPv1/v2c/v3 supported
- ▶ Monitoring and alarm reporting of each output for improved pinpointing of issues with connected loads
- ▶ Enhanced SSL support provides robust security as well as support for webmail applications
- ▶ Multiple email accounts can be set up to receive alarm messages
- ▶ Remote Power Control models will restore to previously saved settings after a power loss (IRC/BRC models)
- ▶ Each output features independently adjustable loadshed settings (IRC/BRC models)
- ▶ Smart phone optimized web page makes monitoring and controlling each output from a mobile device a breeze
- ▶ A fuse-ignore feature prevents nuisance alarms if an unused output does not have a fuse installed (I/IRC models)
- ▶ Three low-profile JCASE fuses rated up to 40A each (I/IRC models)

### Ease of Installation and Use

Fuses are mounted on the front to facilitate easy replacement. Alarm LED indicators and Form C alarm contacts are provided on all models to assist with troubleshooting and fault detection. Heavy duty stud connectors are provided for the main DC inputs, and space saving terminal blocks are used for the outputs. All Ethernet enabled models have an intuitive, easy to use Graphical User Interface that can be accessed from a standard web browser (no software required). SNMP allows for autodiscovery and trap reporting for users with Network Management Systems.

### Performance and Flexibility

All models feature a continuous current rating of 150 amps (180 amps peak) and allow power to be distributed to 12 DC loads. Intelligent models utilize nine standard ATO type fuses rated at up to 25A each, plus three JCASE fuses up to 40A each. Broadband models for POS or NEG 48VDC feature 12 GMT fuses rated at 15A each.

### Lower Cost of Ownership

All models come with a 2-year warranty. Intelligent and Broadband models are Ethernet enabled for remote monitoring, and the Remote Power Control models allow remote shutdown or power-cycling of individual outputs, potentially saving unnecessary service call-outs. Firmware can be updated remotely over the web. Five digital input contacts allow site monitoring sensors like door, smoke, and water alarms to be named, monitored and reported over Ethernet. Form C outputs are provided on all models.

### Remote Monitoring Over Ethernet






Intelligent and Broadband models are Ethernet enabled, and utilize a built-in Ethernet connector and integrated web server to allow users to remotely monitor load conditions at the panel. System voltage and current, as well as the current reading of each output, can be monitored. This can provide an indication of a problem with the system power, or with individual connected loads such as radios, repeaters, or RF amplifiers. Text or email alerts can be sent when an alarm is triggered. Up to 30 days of data logging is provided.

### Remote Power Control Over Ethernet

Remote Power Control models allow the individual DC outputs to be turned on and off remotely using the Ethernet connection. This allows connected devices to be turned on and off or power-cycled, potentially averting the need for an on-site service visit. The Network Watchdog feature pings a designated I.P. address and will restart an assigned output automatically, allowing devices such as routers to be power-cycled to avoid losing communications to the site. Load shedding is provided with user definable settings for each output, allowing non-essential loads to be automatically shut down in order to prolong power to priority loads.



**POWER SPECIFICATIONS**

	 ICT180S-12I Intelligent Distribution Panel with Remote Monitoring	 ICT180S-12B Broadband Distribution Panel with Remote Monitoring	 ICT180S-12IRC Intelligent Distribution Panel with Remote Power Control	 ICT180S-12BRC Broadband Distribution Panel with Remote Power Control	 ICT180S-12BRCP Broadband Distribution Panel with Remote Power Control
Nominal Application Voltage	12 and 24VDC	- 48VDC	12 and 24 VDC	- 48VDC	+48 DC
Operating Voltage Range	10 to 30VDC	- 10 to 60VDC	10 to 30VDC	- 10 to 60VDC	+10 to 60VDC
Panel Current Rating (Peak)	180A				
Panel Current Rating (Continuous)	150A				
Number of ATO Fused DC Outputs	9	----	9	----	----
ATO Fuse Rating (Max)	25A <sup>(1)(2)</sup>	----	25A <sup>(1)(2)</sup>	----	----
Number of JCASE Fused Outputs	3	----	3	----	----
JCASE Fuse Ratings (Max)	40A <sup>(1)(2)</sup>	----	40A <sup>(1)(2)</sup>	----	----
Number of GMT Fused Outputs	----	12	----	12	12
GMT Fuse Rating (Max)	----	15A <sup>(1)(3)</sup>	----	15A <sup>(1)(3)</sup>	15A <sup>(1)(3)</sup>

**MECHANICAL**

Form Factor	1RU - 19 Inch rack mount with handles
Dimensions (L x W x H)	9.29 x 19.0 x 1.72 in. / 236 x 483 x 44 mm
Weight (lbs/kg)	7.0 lbs / 3.2 kg
Fuse Position	Front Panel
LED Alarm Indicators	Front Panel
LCD Digital Display	Front Panel
Power Connectors	DC input stud connectors, DC output terminal blocks, Form C alarm contacts, grounding stud, RJ-45 Ethernet
Site Monitoring	Five external dry alarm contacts. Monitors external contact closure, configurable for NO or NC logic, applied voltage 3.3V, 0.4mA for contact closure detection

**ENVIRONMENT**

Operating Temperature Range	-30C to +60C
-----------------------------	--------------

**COMMUNICATIONS & CONTROL**

Ethernet	TCP/IP built-in web server and graphical user interface, 10/100BASE-T, IEEE 802.3 compatible				
Supported Protocols	IPv4, HTTP, HTTPS, SMTP, DNS, TCP, UDP, ICMP, DHCP, ARP, SNMP v1/v2c/v3				
SNMP Ports	UDP Port 161, SNMP Traps: UDP Port 162				
Firmware Upgrades	Upgradeable over Ethernet				
Security	Password protected, SSL encryption				
12 Channel Output Monitoring	Current draw measured and reported for each output, definable under and over current alarms				
Email and SMS Alerts	Multiple email or text accounts, adjustable intervals				
Data Logging	Up to 30 days at 1 minute sampling rate, csv file download, major event logging				
Network Watchdog	Autonomously ping up to two I.P. addresses and power-cycle output if no response, definable settings				
Remote Alarms	Form C alarm contacts (C/NO/NC)				
Remote Power Control	----	----	Each DC output on/off selectable		
Auto Restore Mode	----	----	Will return to previous output settings after a power loss		
Power-up Delay Sequencing	----	----	User selectable 0 to 60 second delay between outputs energizing		
Auto Load Shedding	----	----	Each output user definable, manual or auto restart		

(1) Please follow all recommendations of the fuse manufacturer. Generally fuses and wiring should be continuously operated at no more than 80% of their current rating.  
 (2) 12/24V models ship with assortment of ATO and JCASE fuses installed. (3) 48V models ship without GMT fuses.

**STANDARDS**

FCC part 15 Class B & CE pending
----------------------------------

**OPTIONS**

ICT-RA2319	23 to 19 inch rack reducer kit allows all ICT Distribution Series models to be installed in a 23 inch rack
------------	--